

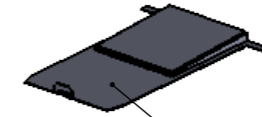
Liner option	Fuel bed option	Flue Option	Trim Option
Beige	Logs	Top	Profile Black
Black		Rear	Standard Black
Brick		offset Top	Standard Grey
Black Glass			Wide Black
			Wide Grey
			Edge Kit
			Slips Kit

Standard



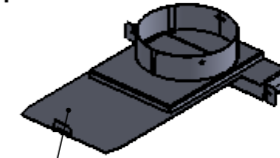
Top 5" Flue adaptor

Standard



Rear

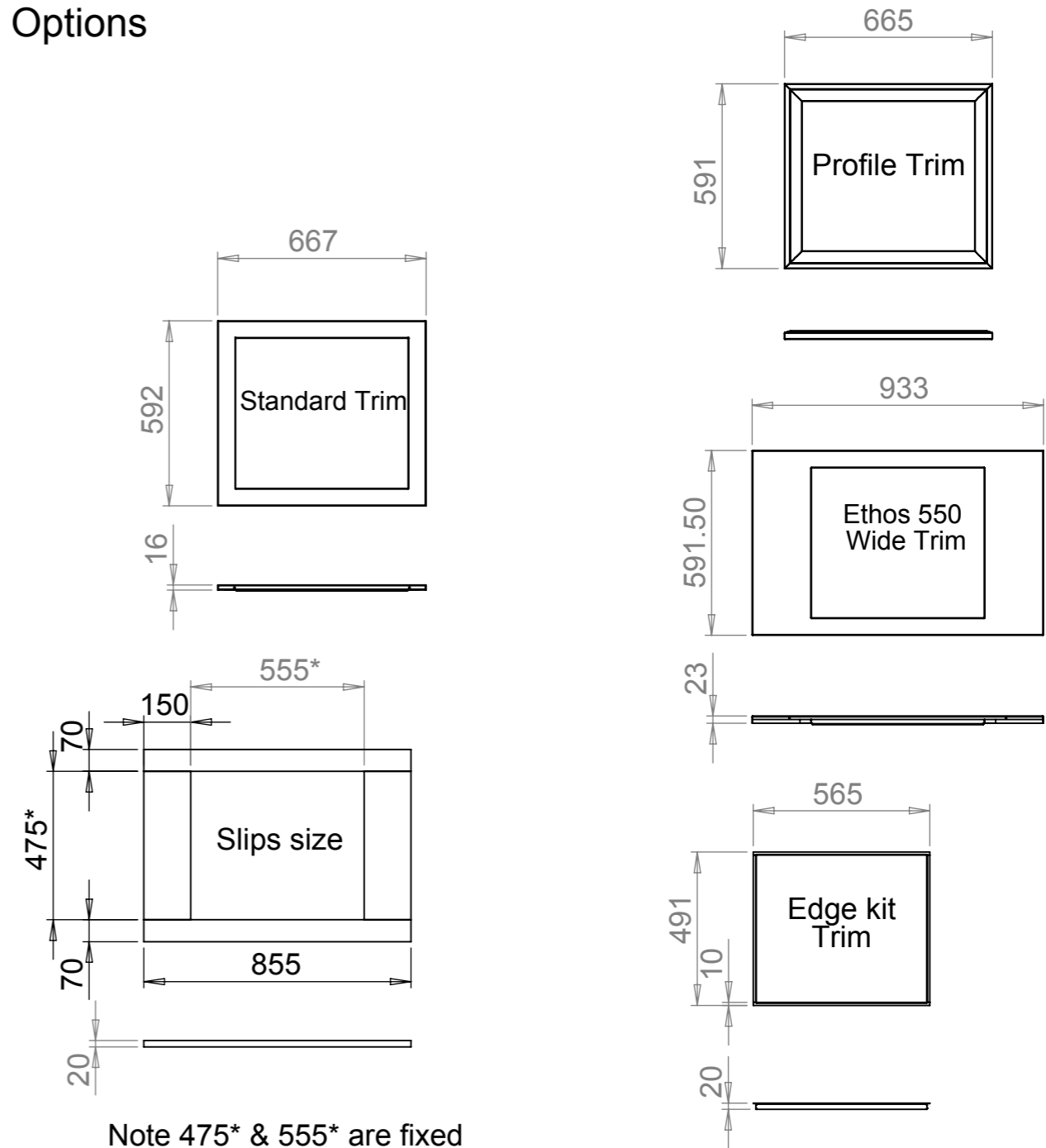
Option



Offset Top 5" Flue adaptor
(198 to center of flue increased to 252)

Flue Options

Trim Options



Note 475* & 555* are fixed minimum dimensions

MATERIAL: N/A	FINISH: N/A	TOLERANCES: (unless otherwise stated) DIMN.S 0 - 10mm ±0.2mm BENDS ± 1.5° DIMN.S >10 - 100mm ±0.4mm ANGLES ± 2° DIMN.S >100 - 1000mm ±0.8mm DIMN.S >1000mm ±1.5mm	REMOVE ALL BURRS & SHARP EDGES	ALL DIMENSIONS ARE MM Third angle projection DO NOT SCALE If in doubt ask
DRAWN: B.gD.Warin	DATE: 15/04/2014	SCALE: 1:5		
CHECKED: R.Massey	DATE: 15/04/2014			

Legendfires Unit 404, Glenfield Park Business Centre,
Philips Road, Blackburn Lancashire BB1 5QH
Tel. 01254 695244 Fax. 01254 695255
Web: www.legend-fires.com e-mail: info@legend-fires.com

Revisions			
Rev.	Change Detail	Date	Approved
A	Original Issue	15/04/2014	B.D.W.

Project: Ethos 550	Sheet 1 OF 1	Rev: A	A3
Title: Ethos 550 Details	Drawing Number: 2013136		