

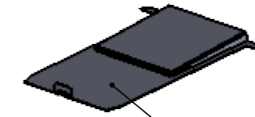
Liner option	Fuel bed option	Flue Option	Trim Option
Beige	Logs	Top	Profile Satin
Black	Driftwood	Rear	Profile Black
Brick		offset Top	Profile Bronze
Black Glass			Standard Black
			Standard Grey
			Wide Black
			Wide Grey
			Edge Kit
			Slips Kit

Standard



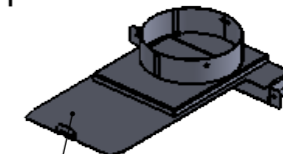
Top 5" Flue adaptor

Standard



Rear

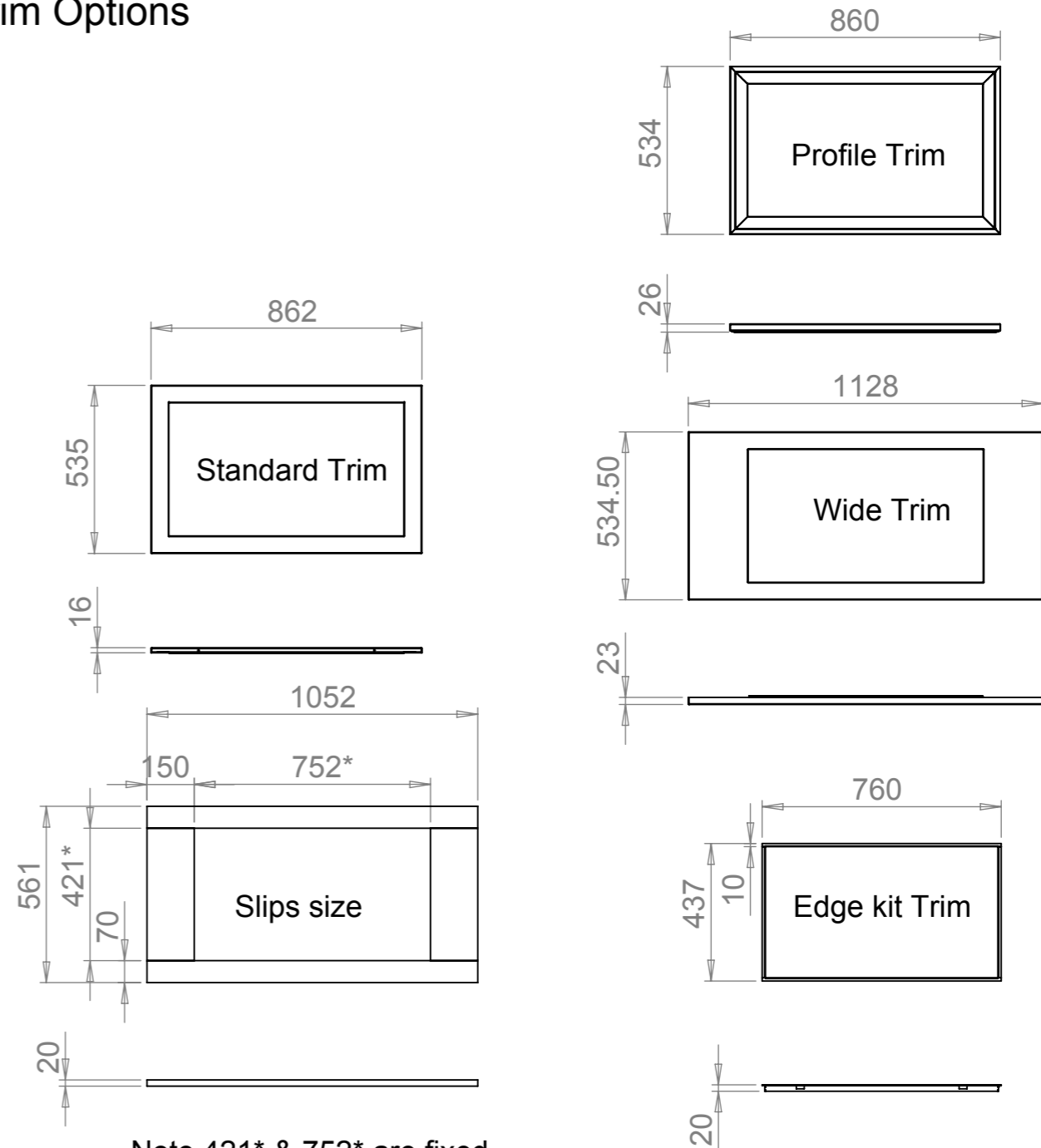
Option



Offset Top 5" Flue adaptor
(198 to center of flue increased to 252)

Flue Options

Trim Options



Note 421* & 752* are fixed minimum dimensions

MATERIAL: N/A	FINISH: N/A	TOLERANCES: (unless otherwise stated) DIMN.S 0 - 10mm ±0.2mm BENDS ± 1.5° DIMN.S >10 - 100mm ±0.4mm ANGLES ± 2° DIMN.S >100 - 1000mm ±0.8mm DIMN.S >1000mm ±1.5mm	REMOVE ALL BURRS & SHARP EDGES	ALL DIMENSIONS ARE MM Third angle projection DO NOT SCALE If in doubt ask
DRAWN: B.D.Waring	DATE: 31/10/2014	SCALE: 1:5		
CHECKED: R.Massey	DATE: 31/10/2013			

Legendfires Unit 404, Glenfield Park Business Centre,
Philips Road, Blackburn Lancashire BB1 5QH
Tel: 01254 695244 Fax: 01254 695255
Web: www.legend-fires.com e-mail: info@legend-fires.com

Rev.	Change Detail	Date	Approved
1	Production Issue	31/10/2014	B.D.W.
A	Original Issue	21/06/2013	B.D.W.

Project: Ethos Landscape	Sheet 1 OF 1	Rev: 1	A3
Title: Landscape Fire Details	Drawing Number: 2013050		